



Soybean Based Cropping Systems in Central India: Production Growth and Instability Analysis

Shruti Mishra ^{a*}, S. B. Nahatkar ^a and Harshita Laxkar ^a

^a Department of Agricultural Economics and Farm Management, Jawaharlal Nehru Krishi Vishwa Vidyalaya (JNKVV), Jabalpur-482004, Madhya Pradesh, India.

Authors' contributions

This work was carried out in collaboration among all authors. Author SM designed the study, performed the statistical analysis and wrote the first draft of the manuscript. Author SBN has mentored in study design, analysis and write up of manuscript. While author HL managed the literature searches and helped in compilation of manuscript. All authors read and approved the final manuscript.

Article Information

DOI: 10.9734/AJAEES/2022/v40i1031149

Open Peer Review History:

This journal follows the Advanced Open Peer Review policy. Identity of the Reviewers, Editor(s) and additional Reviewers, peer review comments, different versions of the manuscript, comments of the editors, etc are available here: <https://www.sdiarticle5.com/review-history/90153>

Original Research Article

Received 07 July 2022
Accepted 08 August 2022
Published 17 August 2022

ABSTRACT

Aim: Soybean is one of the most substantial contributors to the Indian edible oil pool and Madhya Pradesh is its dominant contributor necessities the study on growth and instability of soybean based cropping systems including wheat and chickpea as Rabi crop in the system in Madhya Pradesh.

Study and Design: The estimates of compound growth rate and instability were worked out for the period of 32 years (1988-89 to 2019-20).

Place and Duration of Study: The study was conducted in nine major soybean growing districts having more than 75 percent Kharif cropped area under soybean crop including Bhopal (84%), Sehore (82%), Rajgarh (82%), Indore (91%), Ujjain (98%), Mandsaur (78%), Ratlam (79%), Shajapur including Agar Malwa (95%) and Harda (75%) were purposively selected for the present study of Madhya Pradesh state by taking wheat and gram as Rabi crop in the system.

Methodology: The exponential trend equation was used to estimate the compound growth rate. Using the Cuddy Della Valle Instability Index (CDVI) the risk was estimated for the soybean crop's area, production, and productivity.

Results: The results of the study reveal that in the state of Madhya Pradesh positive and significant growth rate in the area, production, and productivity of soybean based cropping systems i.e.

soybean, wheat after soybean, and chickpea after soybean were observed. On the contrary growth in productivity of soybean was positive but it is insignificant. Most of the selected districts also lie in low instability zone for production components of soybean based cropping systems.

Conclusion: Approximately 30 per cent of the soybean production in the state was in the range of low range of production growth with low to medium instability. The lower production growth was mainly due to insignificant growth in productivity in mentioned districts. Thus, major emphasis should be given to increasing the productivity of soybean by an improved package of practices along with recommended variety according to an agro-climatic situation.

Keywords: Soybean; wheat; chickpea; Madhya Pradesh; cropping systems; growth; instability.

1. INTRODUCTION

Soybean (*Glycine max*) is a popular leguminous oilseed crop that provides a good source of protein and edible oil for humans. After five decades of its commercial cultivation in India, soybean has established itself as a key oilseed crop [1,2]. It is one of the world's fastest-growing oilseed crops and plays a vital part in the edible oil sector. India ranks fourth in the area with 11.34 million hectares accounting for 9.41 per cent of the world area and fifth in production with 11.22 million tons in 2019-20 (Soybean Outlook, January 2022). Soybean also makes a significant contribution to the Indian edible oil pool. Soybeans currently account for 43 per cent of overall oilseed production and 25 per cent of total oil production in the country (Evaluation of the PPPIAD, Project on soybean, FICCI). In India area under soybean (2021-22) was 121.76 lakh hectares. Among the states, Madhya Pradesh stood first with 55.84 lakh ha followed by Maharashtra (46.01 lakh ha), Rajasthan (10.62 lakh ha), Karnataka (3.82 lakh ha), Gujarat (2.24 lakh ha), and Telangana (1.51 lakh ha) as per Soybean Outlook, 2022.

In Madhya Pradesh, soybean has long been a major crop of kharif season accounting for about 40 per cent of the kharif crop area. In the rainfed agro-ecosystems of central and peninsular India, soybean has established itself as a key rainy season crop [3]. Soybean-wheat cropping systems are common under irrigated conditions, whereas soybean-chickpea cropping systems are common in rainfed conditions in the state of Madhya Pradesh [4]. The area under wheat was 102.17 lakh ha and that of chickpea was 19.26 lakh ha. These two crops together constitute 91 per cent of the total Rabi crop area in the state of Madhya Pradesh (2019-20).

Rajneet et al. [5] observed positive and significant CGR for the area under soybean, wheat, and chickpea crops in the state of

Madhya Pradesh and positive and significant CGR for productivity under wheat crop. While Agarwal et al. [6] reported positive and significant CGR for production under soybean and Rajneet et al. [5] reported positive and significant CGR for production under soybean, wheat, and chickpea crops in the state of Madhya Pradesh. The objective of this paper is to examine instability and growth in the production component of soybean based cropping systems including wheat and gram as dominating Rabi crops in the system. Evaluation of production performance i.e. growth and instability helps policymakers to frame research and development strategies for sustainable production [7]. Because in the recent past the acreage of soybean is substituted by maize crop in many soybean-growing districts of Madhya Pradesh on account of aberrant weather peril.

2. RESEARCH METHODOLOGY

Nine districts viz., Bhopal (84%), Sehore (82%), Rajgarh (82%), Indore (91%), Ujjain (98%), Mandsaur (78%), Ratlam (79%), Shajapur including Aagar Malwa (95%) (as Aagar Malwa is newly formed district) and Harda (75%) were purposively selected for the present study based on the maximum area under soybean crop (>75% of Kharif cropped area) from the state of Madhya Pradesh. The corresponding area under wheat and chickpea were considered for the collection of secondary data.

The secondary data regarding the area, production, and productivity, were collected from the website of the Ministry of Agriculture and Farmers Welfare and compiled data from Agro Economic Research Centre, JNKVV, Jabalpur. The secondary data were collected for the period of 32 years (1988-89 to 2019-20). To calculate the compound growth rate (CGR) in the production component of soybean based cropping systems, the following exponential trend equation was used:

$$Y = ab^t$$

Where

Y = The variable for which growth rate is calculated,

t = time variable taking the values 1, 2, 3, ... n,

a = intercept,

b = the regression co-efficient of 'Y' on t.

CGR in per cent was expressed as:

$$\text{CGR (\%)} = (\text{Antilog } b - 1) \times 100$$

The CGR value was tested for its significance using t-test. The range has been considered purposively to develop a paradox for grouping the districts according to growth performance and instability indices. The range of production CGR was distributed as:

- Low growth rate = less than 3
- Medium growth rate = 3 to 6
- High growth rate = 6 and above

The method suggested by Cuddy Della Valle [8] was used to compute the instability index in the production component. Cuddy Della Valle Instability index modifies the coefficient of variation to account for trends that are normally found in data from economic time series. This approach outperforms scale-dependent metrics like standard deviation. The Cuddy Della Valle Index (CDVI) was calculated as follows:

$$\text{CDVI} = \frac{\text{Standard Deviation } (\sigma)}{\text{Mean } (\bar{X})} * 100 * \sqrt{1 - \bar{R}}$$

Where, \bar{R} is adjusted coefficient of determination and Instability index ranges from:

- Low instability = 0 to 15
- Medium instability >15 and < 30
- High instability > 30

Instead of considering a simple coefficient of determination to measure instability, it is considered from a time-trend regression adjusted by the number of degrees of freedom as employed by various authors Krishan and Chanchal [9] and Vekariya et al. [10].

3. RESULTS AND DISCUSSION

Farmers' response to the adoption of crop mainly depends on the profitability of the crop and

adaptability in the agro-ecosystem. Soybean being a lesser known crop till 1970 gradually becomes the most important oilseed crop of Madhya Pradesh mainly because of its economic superiority over other crops [2]. As presented in Table 1 the compound growth rate of the area of soybean (3.30%) in Kharif season and wheat (2.30%) and chickpea (1.10%) crops in Rabi season were found to be positive and significant in Madhya Pradesh for the period 1988-89 to 2018-19. Although, the growth in the area of soybean was higher as compared to growth in the area of wheat and chickpea. Similar results with positive and significant CGR were observed by Rajneet et. al. [5] for the area of soybean, wheat, and chickpea in Madhya Pradesh.

In the case of major soybean growing districts, the rate of growth in the area was highly significant for all the selected districts except for Harda District, where negative but insignificant growth in the area of soybean is reported. The highest growth in the area of soybean was observed in Rajgarh district (5.40%) followed by Mandsaur (4.60%) and Ratlam (3.70%). For Madhya Pradesh as a whole, the growth in the area of soybean was 3.30 per cent. This shows that even after more than five decades of the introduction of the soybean crop in the state of Madhya Pradesh its magnitude in terms of area coverage in major soybean-growing districts is still increasing.

The growth in production of soybean is also showing a similar trend and it was highest and highly significant in Rajgarh district (6.90%) followed by Mandsaur (4.70%) and Ratlam (4.30%). It was negative in Harda District. For the state as a whole, it was 3.60 per cent. But when we look at the growth rate of productivity of soybean surprisingly it is observed that the productivity is almost stagnant in major soybean growing districts except in Rajgarh district where significant growth (1.40%) was observed. Thus growth in production of soybean during the Kharif season in major soybean growing districts is only due to expansion in area and the contribution of enhanced productivity was negligible. This is a major concern of the policymakers and planners because even after the development and introduction of improved varieties of soybean suited to different agro-climatic conditions the yield gap is not bridged as expected.

In the Rabi season mainly wheat and chickpea is grown by the soybean growers of the selected

districts after the harvest of soybean. Under assured irrigated conditions soybean growers prefer to grow wheat. In the case of the wheat crop almost all the districts show positive and significant growth in the area of wheat. The highest growth in the area of wheat was observed in the Rajgarh district (8.30%), followed by Shajapur (4.00%) and Ratlam districts (4.00%). For Madhya Pradesh as a whole, the growth in the area of wheat was positive and highly significant (2.30%). The double-digit growth in production of wheat was observed in the Rajgarh district (10.20%) and it was very high in Harda (8.50%) and Sehore (6.00%). These districts are famous for the production of quality wheat. For the state as whole very high and significant growth (5.40%) in the production of wheat was observed. Regarding the growth in productivity of wheat, it was found to be positive and highly significant for all selected districts and states as a whole (3.00%). The highest growth in productivity of wheat was observed in the Harda district (4.70%) followed by Bhopal (2.90%) and Sehore (2.70%). Thus, growth in the production of wheat mainly accounted for the growth in productivity for the state as a whole and Bhopal and Harda districts because in this area the growth in productivity of wheat was higher than the growth in the area of wheat.

The chickpea is mainly grown by the soybean growers under semi-irrigated condition. The

positive and significant growth in chickpea acreage was observed only for Rajgarh (3.40%) and Sehore districts (1.80%), rest of the districts shows positive growth in area of chickpea but it was insignificant and even in two districts (Bhopal and Mandsaur) significant and negative growth in the area of chickpea was observed. For the state as a whole growth rate of the area of chickpea was 1.10 per cent. The growth in production of chickpea was highest for the Rajgarh district (6.10%), followed by Harda (3.40%) and Sehore (3.20%) districts. In the state of Madhya Pradesh, the growth in production of chickpea was 2.90 per cent and it was highly significant. The productivity of chickpeas shows positive and significant growth for all the selected districts except for the Shajapur district. It was highest for the Rajgarh district (2.60%) followed by Indore and Harda districts (1.80% each). In Madhya Pradesh, the growth in productivity of chickpeas was 1.70 per cent.

The extent of risk in the production of any crop is generally associated with the extent of instability in the production of that crop and thus the analysis of the extent of instability in production is measured and data on the same are presented in Table 2. The method suggested by Cuddy Della Valle [8] was used to calculate the extent of instability and as per this method instability index was categorized as low (0 to 15 index), medium (15 to 30 index), and high (> 30 index).

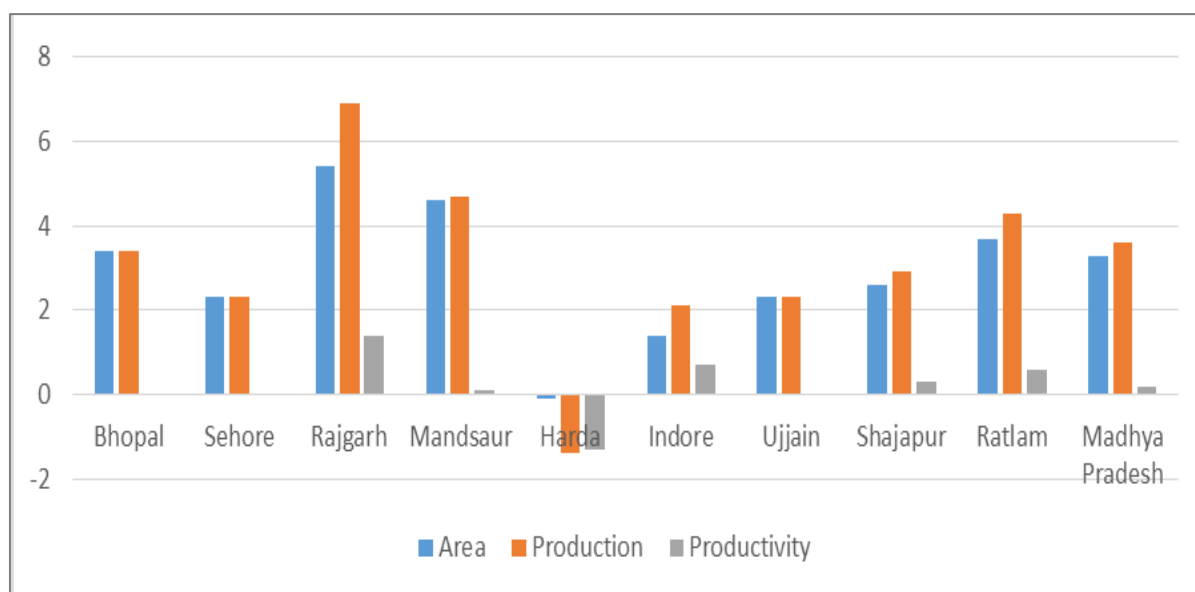


Fig. 1. CGR of soybean in major soybean growing districts of Madhya Pradesh

Table 1. Growth in area, production and productivity of soybean, chickpea and wheat in Major soybean growing districts of Madhya Pradesh (Percentage)

Crops	Production Component	Bhopal	Sehore	Rajgarh	Mandsaur	Harda	Indore	Ujjain	Shajapur [#]	Ratlam	Madhya Pradesh
Soybean	Area	3.40**	2.30*	5.40**	4.60**	-0.10	1.40**	2.30**	2.60**	3.70**	3.30**
	Production	3.40**	2.30*	6.90**	4.70**	-1.40	2.10**	2.30**	2.90**	4.30**	3.60**
	Productivity	0.001	0.001	1.40*	0.10	-1.30	0.70	0.001	0.30	0.60	0.20
Wheat	Area	0.70*	3.20**	8.30**	2.30*	3.60**	3.20**	3.80**	4.00**	4.00**	2.30**
	Production	3.70**	6.00**	10.20**	4.00**	8.50**	4.80**	5.40**	5.50**	5.30**	5.40**
	Productivity	2.90**	2.70**	1.70**	1.70**	4.70**	1.50**	1.50**	1.40**	1.20**	3.00**
Chickpea	Area	-1.90*	1.80**	3.40**	-2.90**	1.60	1.60	1.20	1.10	0.80	1.10**
	Production	-0.50	3.20**	6.10**	-1.60	3.40**	3.10**	3.10**	1.90*	2.20	2.90**
	Productivity	1.40**	1.40**	2.60**	1.30*	1.80	1.80**	1.50**	0.80	1.40*	1.70**

[#]Including Agar Malwa
** Significant at 1 per cent
* Significant at 5 per cent

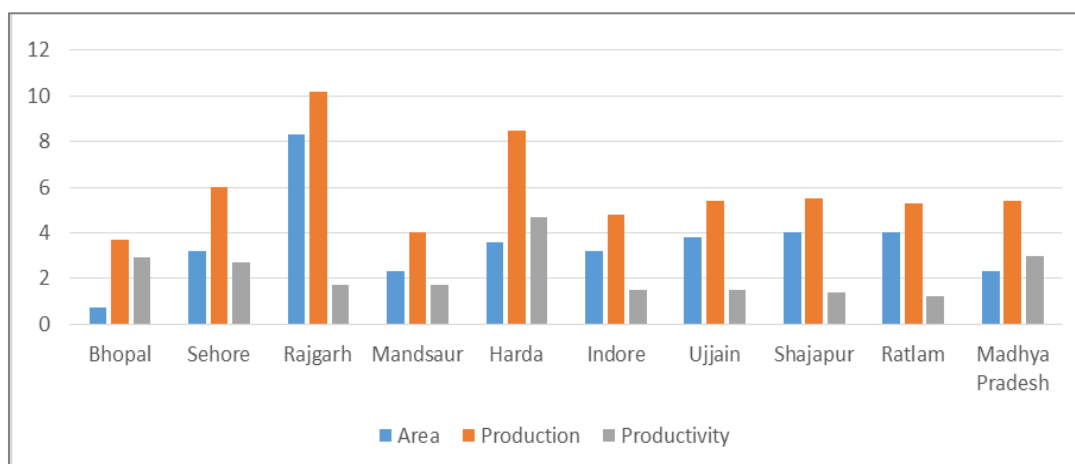


Fig. 2. CGR of wheat in major soybean growing districts of Madhya Pradesh

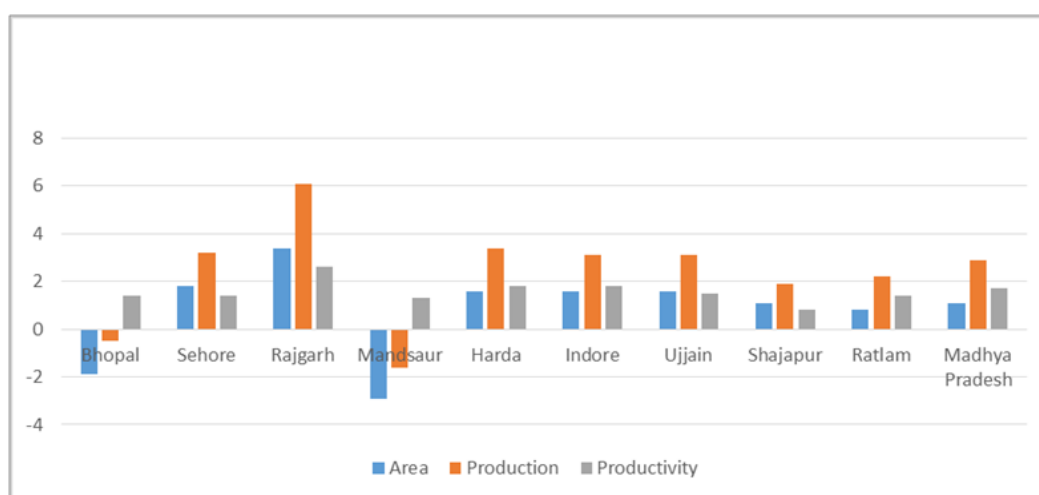


Fig. 3. CGR of chickpea in major soybean growing districts of Madhya Pradesh

In the case of the soybean crop, low instability was observed for selected districts. For the state of Madhya Pradesh area of soybean was found to be more stable (2.52%) during the last 32 years. Among the district's area of soybean was found to be more stable in major soybean growing districts and the instability index for these districts ranged between 2.43 per cent (Bhopal) to 7.84 per cent in the Sehore district. Soybean production was found to be more instable as compared to the area since instability was in the range of medium instability index for Sehore (15.46%), Mandasaur (20.98%), Harda (22.05%), and Ujjain (15.41%). For Madhya Pradesh state as a whole production of soybean was more stable (2.84%). The productivity of soybean was found to be more instable as compared to the area of soybean for almost all the selected districts and at the state level. Medium instability was observed for Rajgarh district (15.58%), Mandasaur district (17.83%),

Harda district (19.86%), and Ratlam districts (15.01%).

Wheat is a major Rabi crop mainly produced under irrigated conditions in Madhya Pradesh just after the harvest of Soybean and other Kharif crops [11,12]. Thus the acreage response to this crop depends on rainfall pattern and the total rainfall during the Kharif season and therefore magnitude of instability in the area of wheat was higher as compared to soybean in most of the soybean growing districts and for the state as a whole. High instability in the production of wheat was noted for Mandasaur (34.75%) and Shajapur (35.49%) districts. It was moderated for Rajgarh (23.52%), Indore (15.63%), Ujjain (23.56%), and Ratlam (16.70%) districts. For the rest of the districts, it was low. Instability in productivity of wheat was low in major soybean growing districts of the state. Thus the production of wheat in soybean growing districts is less risky.

Table 2. Instability Index of area, production and productivity of soybean, chickpea and wheat in Major soybean growing districts of Madhya Pradesh (Percentage)

Crops	Production Component	Bhopal	Sehore	Rajgarh	Mandsaur	Harda	Indore	Ujjain	Shajapur [#]	Ratlam	Madhya Pradesh
Soybean	Area	02.43	07.84	04.32	07.19	06.25	2.74	3.36	03.01	03.71	02.52
	Production	11.67	15.46	12.82	20.98	22.05	9.48	15.41	11.56	12.44	02.84
	Productivity	10.6	14.75	15.58	17.83	19.86	09.9	14.93	13.01	15.01	07.85
Wheat	Area	08.69	05.06	16.52	22.41	03.65	10.61	13.71	16.15	14.18	06.74
	Production	11.04	10.6	23.52	34.75	06.33	15.63	23.56	35.49	16.70	09.15
	Productivity	07.56	08.33	10.08	06.49	03.88	08.17	09.74	08.77	05.71	04.15
Chickpea	Area	14.18	07.36	13.16	15.44	15.62	17.26	16.69	15.28	17.51	04.13
	Production	16.65	09.25	13.87	25.08	24.08	22.81	16.1	17.59	22.12	06.06
	Productivity	05.66	07.77	06.47	13.03	12.93	09.29	09.9	14.81	14.09	05.59

[#]Including Aagar Malwa

Low instability = 0 to 15, Medium instability >15 and < 30 and High instability > 30

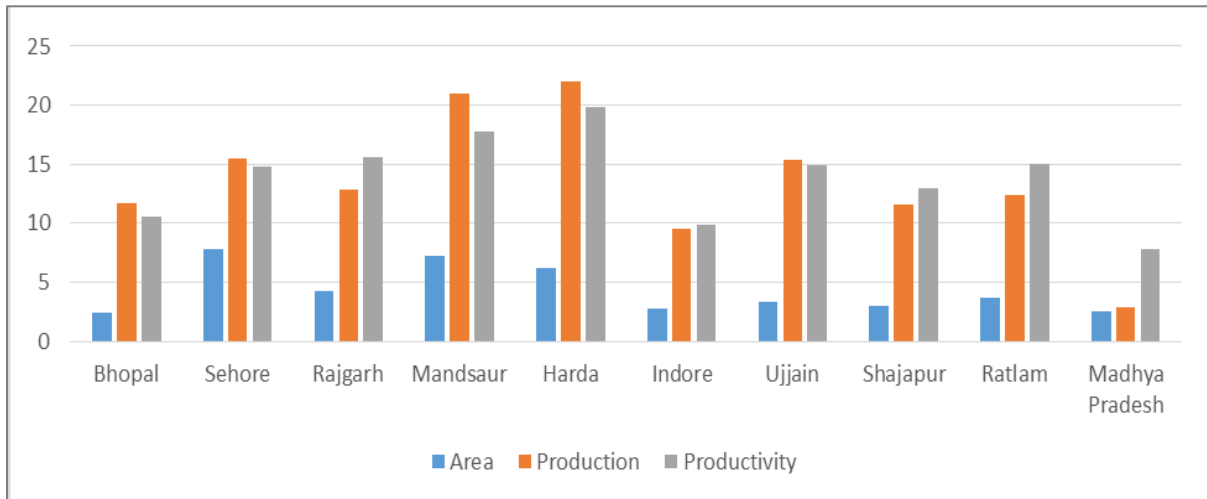


Fig. 4. Instability of soybean in major soybean growing districts of Madhya Pradesh

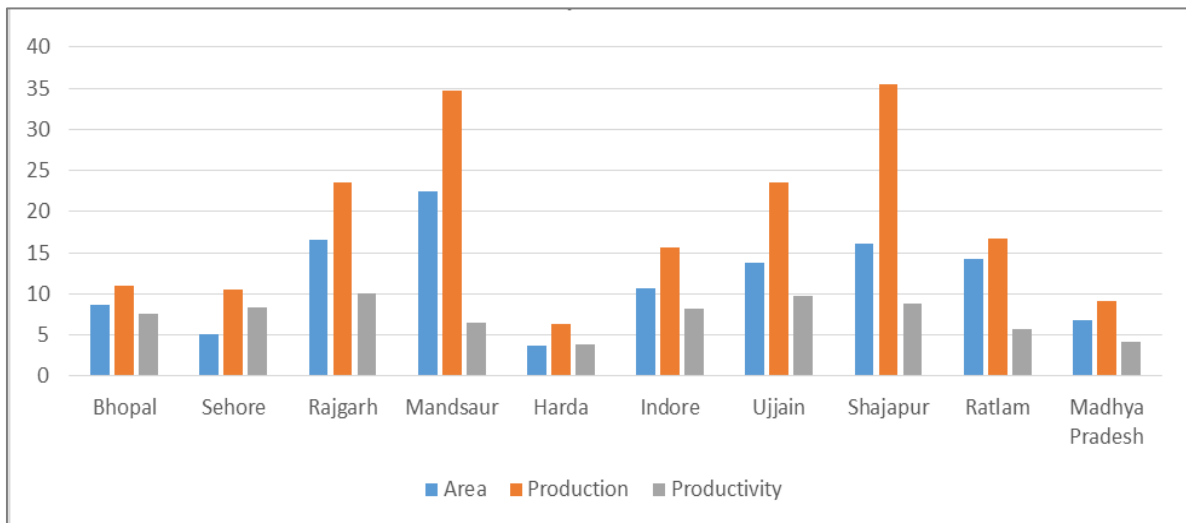


Fig. 5. Instability of wheat in major soybean growing districts of Madhya Pradesh

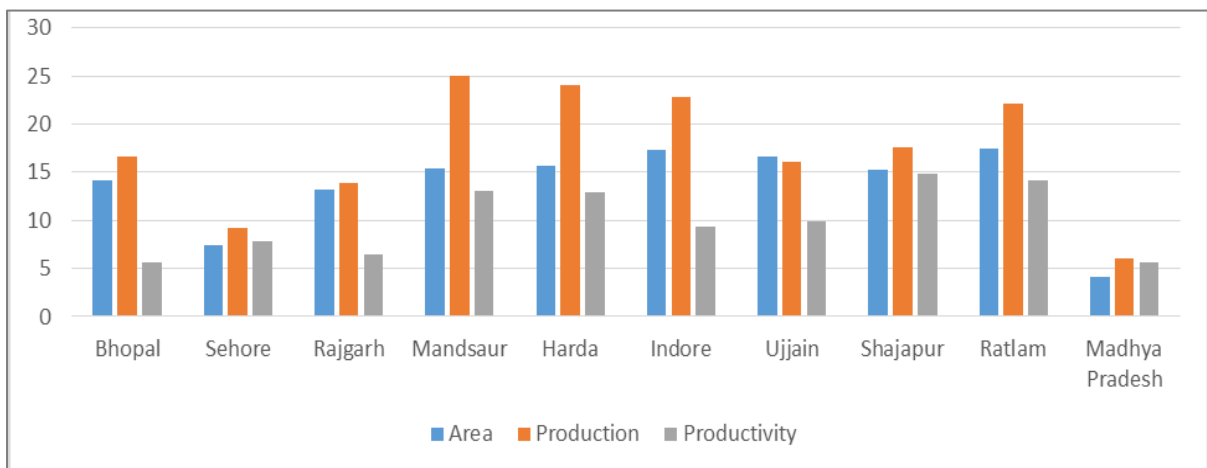


Fig. 6. Instability of chickpea in major soybean growing districts of Madhya Pradesh

Table 3. Paradox of growth-Instability in production of soybean crop in Madhya Pradesh

Production Instability Index	Crops	Compound Growth Rate of production		
		Low	Medium	High
Low	Soybean	Indore & Shajapur [#] (13.68)	Bhopal, Ratlam (7.2)	Rajgarh (6.03)
	Wheat	-	Bhopal, Sehore (4.35)	Harda (2.00)
Medium	Chickpea	-	Sehore (3.37)	Rajgarh (2.74)
	Soybean	Sehore, Harda, & Ujjain (16.24)	Mandsaur (4.17)	-
	Wheat	-	Indore, Ujjain, Ratlam (8.35)	Rajgarh (2.77)
High	Chickpea	Bhopal, Mandsaur, Shajapur & Ratlam (7.17)	Harda, Indore, & Ujjain (8.75)	-
	Soybean	-	-	-
	Wheat	-	Mandsaur, Shajapur* (6.06)	-
	Chickpea	-	-	-

[#]Including Aagar Malwa

(Figures in parentheses shows the percentage share of production to total production in the state)

Chickpea is mainly produced by those farmers who are not having assured irrigation sources or complete land holding is not under irrigation [13,14]. Because chickpea crop requires less irrigation as compared to wheat. Instability in the area of chickpea was lower in Bhopal, Sehore, and Rajgarh districts. For Madhya Pradesh state the instability in the area was in the range of low instability. For the rest of the districts, it was moderate. The production instability of chickpea was low in Sehore (9.25%) and Rajgarh (13.87%) districts and for the state as a whole (6.06%). For the rest of the major soybean growing districts instability in production was moderate. Productivity instability of chickpea was low in all the districts revealing that under the semi-irrigated condition of Madhya Pradesh, especially in soybean growing areas producing chickpea after soybean was less risky [15,16].

The paradox is used to define a logically self-contradicting statement between production growth performance and instability because it is hypothesized that high production growth is often coupled with high instability. The paradox of growth versus instability of soybean as the major Kharif crop and wheat and chickpea as major rabi crops was studied and information on the same is given in Table 3.

In the case of soybean, Indore and Shajapur districts were in the paradoxical segment of low growth rate and low instability in production and these two districts were accounts for 13.68 per

cent of the total production of soybean in the state. While Bhopal and Ratlam districts were in the paradoxical segment of medium growth and low instability in production. These two districts account for 7.2 per cent of the production of soybean in the state. Only one district i.e. Rajgarh was in the high growth and low instability segment for production of soybean in the state and this district alone accounts for 6.03 per cent of the production of soybean in the state. Districts Sehore, Harda, and Ujjain were important soybean-growing districts showing low growth in production with medium instability. These three districts account for 16.24 per cent of the total production of the soybean in the state. Mandsaur districts fall in the segment of medium growth and instability and account for 4.17 per cent of the total production of soybean in the state. This indicated that nearly 30 per cent of the soybean production in the state of Madhya Pradesh was in the low range of production growth with low to medium instability.

In the case of wheat Bhopal and Sehore districts were in the segment of medium growth and low instability in production and these districts account for 4.35 per cent. While Harda districts were in the segment of high growth in production with low instability accounting for 2.0 per cent of the production of wheat in the state. Districts Indore, Ujjain, and Ratlam were in the medium range in terms of growth and instability in production and account for 8.35 per cent of the wheat production in the state. In the case of

wheat also Rajgarh district was in the range of high growth in production with medium instability and accounts for 2.77 per cent of the wheat production in the state. Mandasaur and Shajapur districts were in the segment of high instability with medium growth in production and these two districts account for 6.06 per cent of the production of wheat in the state. These nine districts, growing wheat after soybean accounts for 23.53 per cent of the production of wheat in the state.

Sehore is a major chickpea-producing district and accounts for 3.37 per cent of the total production of chickpea in Madhya Pradesh falls under the segment of low instability and medium growth in terms of production. Surprisingly Rajgarh district was in a high growth rate with a low instability segment in production accounting for 2.74 per cent of the chickpea production in the state. The four districts viz., Bhopal, Mandasaur, Shajapur, and Ratlam were in the range of low growth with medium instability in production accounting for 7.17 per cent of the chickpea production in the state. While, Harda, Indore, and Ujjain districts were in the segment of medium growth with medium instability in production of 8.75 per cent. These nine districts account for 22.03 percent of the production of chickpea in the state.

4. CONCLUSION

The results of CGR indicated that in Madhya Pradesh the districts which are dominating in soybean production did not show any improvement in the productivity of soybean since last more than three decades. On the contrary, wheat and chickpea after soybean are showing very good performance in terms of productivity improvement.

Instability analysis of the area, production, and productivity of soybean in the Kharif and wheat and chickpea in the rabi indicated that in major soybean growing districts the production of soybean in the Kharif and wheat and chickpea in the rabi season are assured and low risky crop and thus this cropping pattern is most popular in major soybean growing area of the Madhya Pradesh.

The results indicated that there is a need to identify reasons for stagnation in productivity and introduce short and long-term strategies to bridge the yield gap (a gap between the demonstrated field and to farmer's field). Among the district,

Rajgarh district is showing very good performance in improvement in productivity of all the three crops and thus planners and scientists may consider this district as an example district for developing short-term strategies for improving the productivity, especially of soybean. The efforts should be directed towards an improved package of practice and variety according to agro-climatic regions. The policymakers need to ensure sustained growth and livelihood of farmers.

ACKNOWLEDGEMENT

For their help and guidance, the author is grateful to the Institute of Agri Business Management (IABM), Jabalpur and the Department of Agricultural Economics and Farm Management at Jawaharlal Nehru Krishi Vishwa Vidyalaya (JNKVV), Jabalpur, Madhya Pradesh. For their financial assistance and support, the author also acknowledges Environmental Planning & Coordination Organization (EPCO), Bhopal, Madhya Pradesh.

COMPETING INTERESTS

Authors have declared that no competing interests exist.

REFERENCES

1. Sharma P. Costs, returns and profitability of soybean cultivation in India: trends and prospects. *Econ Affa*. 2016a;61(3):413. DOI: 10.5958/0976-4666.2016.00053.X
2. Sharma P. Dynamics of growth of soybean in India: Role of income and risk. *Agric Situation India*. 2016b;73(6):37-46.
3. Agarwal DK, Billore SD, Sharma AN, Dupare BU, Srivastava SK. Soybean: Introduction, improvement, and utilization in India—problems and prospects. *Agric Res*. 2013;2(4):293-300. DOI: 10.1007/s40003-013-0088-0.
4. Gathiye GS, Kushwaha HS. Effect of soybean [*Glycine max* (L.) Merrill] based cropping systems on biomass production in vertisols of Madhya Pradesh. *J Pharmacogn Phytochem*. 2019;8(5):1798-1801. Available: https://aps.dac.gov.in/APY/Public_Report1.aspx.
5. Khapedia HLR, Sharma S, Sikarwar RS, Gujar N. Rajneet. *Int J Curr Microbiol Appl Sci*. Growth in Area, Yield and Production of Major Crops in Malwa Plateau Agro

- Climatic Zone of Madhya Pradesh. 2018;7:4685-92.
6. Agarwal PK, Divya P, Pushpa Y, Singh OP. Trends of area, production and productivity of soybean crop in Madhya Pradesh. *Int J Trop Agric*. 2014;32(3/4):797-800.
 7. Deb U, Pramanik S. Groundnut production performance in Bangladesh: A district level analysis. *Econ Affa*. 2015;60(3):391-400. DOI: 10.5958/0976-4666.2015.00056.X
 8. Cuddy JDA, Valle PAD. Measuring the instability of time series data. *Oxf Bull Econ Stat*. 1978;40(1):79-85. DOI: 10.1111/j.1468-0084.1978.mp40001006.x
 9. Krishan B, Chanchal A. Agricultural growth and instability in western Himalayan region: an analysis of Himachal Pradesh, India. *J Agric Life Sci*. 2014;1(1):21-27.
 10. Vekariya PR, Dudhat AS, Shitap MS, Patel DV. Growth and instability analysis of groundnut price of major markets in Saurashtra region of Gujarat State. *Adv Res*. 2020;21(12):16-22. DOI: 10.9734/air/2020/v21i1230276
 11. IBM. SPSS Statistics for Windows, version XX. Armonk, NY: IBM Corp.
 12. Reddy A. Growth and instability in chickpea production in India: A state level analysis. (November 4, 2009). *Agric Situation India*. 2006;230-145.
 13. Khapedia HLR, Sharma S, Sikarwar RS, Gujar N. Growth in area, yield and production of major crops in Malwa plateau agro climatic zone of Madhya Pradesh. *Int J Curr Microbiol Appl Sci*. 2018;7:4685-4692.
 14. Soybean outlook; Agricultural Market Intelligence centre, PJTSAU; 2022. Available: <https://pjtsau.edu.in/files/AgriMkt/2022/January/Soyabean-January-2022.pdf>
 15. Ahirwar RF, Nahatkar SB, Sharma HO. Growth and supply response of soybean in Malwa plateau of Madhya Pradesh. *Soybean Res*. 2006;49.
 16. Evaluation of the Pppiad. Project on soybean, federation of indian chambers of commerce and industry. Available: <http://ficci.in/spdocument/20539/SOYBEAN-Report.pdf>

© 2022 Mishra et al.; This is an Open Access article distributed under the terms of the Creative Commons Attribution License (<http://creativecommons.org/licenses/by/4.0>), which permits unrestricted use, distribution, and reproduction in any medium, provided the original work is properly cited.

Peer-review history:

The peer review history for this paper can be accessed here:

<https://www.sdiarticle5.com/review-history/90153>